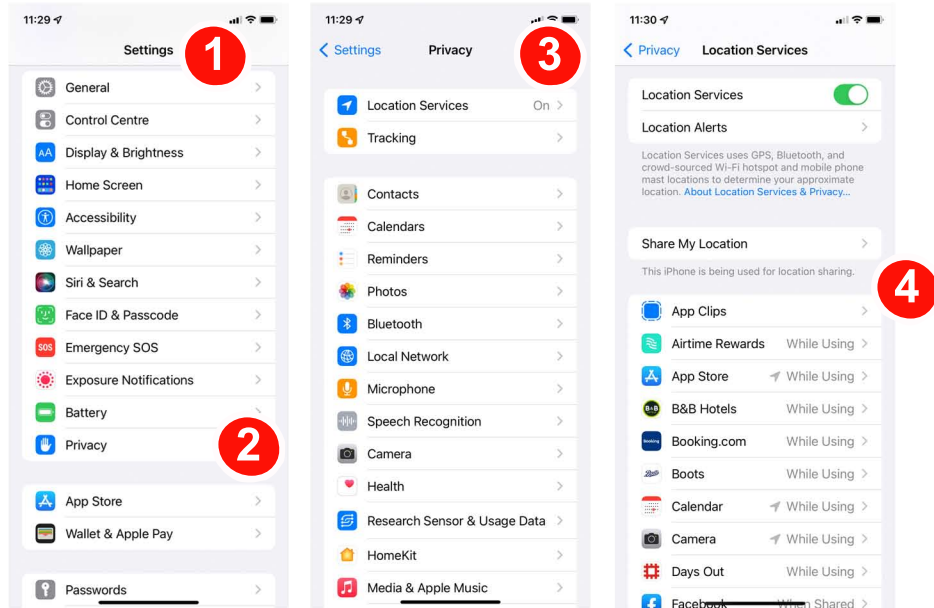


To run a GPS hunt on your own iPhone or Android phone you need to ensure LOCATION SERVICES are tuned on, on the device and on the browser you use...

If you have an iPhone....

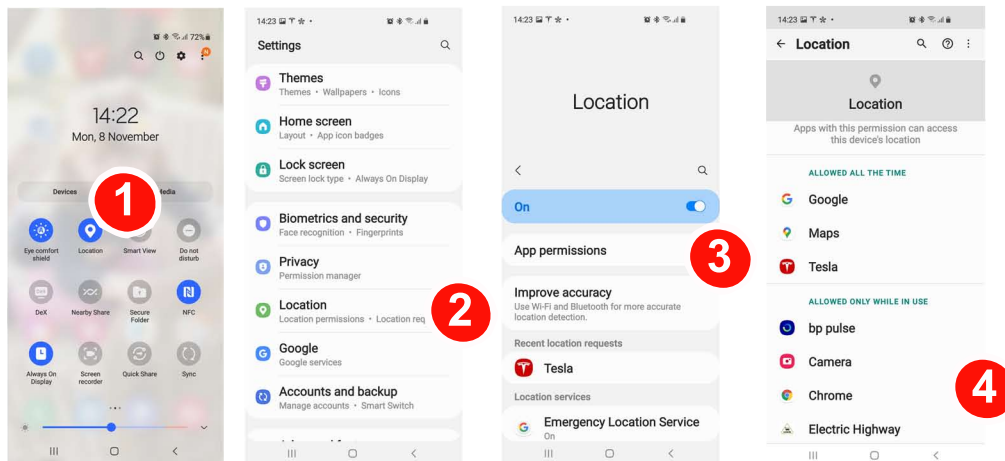
1. Go to **Settings**
2. Go to **Privacy**
3. Click on **Location Services** (in the pic it shows it's turned on)
4. When turned on, a list will show below, allowing you to turn Location Services On or OFF for specific applications. Find the **BROWSER** you use in this list, i.e. safari, and set that to **While Using**.



Depending on which iPhone you have, this process might be slightly different, you can check your mobile device is set up correctly by trying our sample hunt by following the below link. If you are having any difficulties do get in touch.

https://www.huntfun.co.uk/CorporateGPS/get_geo_location2.html

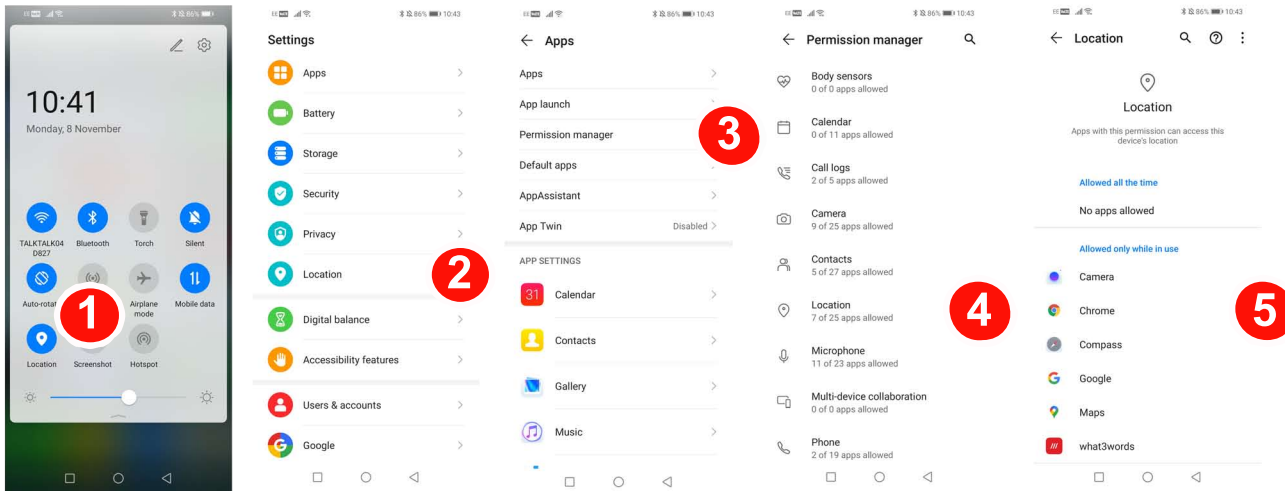
Please follow the instructions below for Android Version 11



1. **SWIPE DOWN** on your home screen, there is an icon that shows if Location is turned on - if not **TURN ON** by clicking on it...
- Next you need to give location permissions for your Browser
2. **Open Settings and find Location**
3. **App Permissions**
4. **Select your Browser App from the list of Apps and turn on permission.**

Depending on which Android phone you have, this process might be slightly different, you can check your mobile device is set up correctly by trying our sample hunt at https://www.huntfun.co.uk/CorporateGPS/get_geo_location2.html

Please follow the instructions below for Android Version 10



1. **SWIPE DOWN** on your home screen, there is an icon that shows if Location is turned on - if not **TURN ON** by clicking on it...

Next you need to give location permissions for your Browser

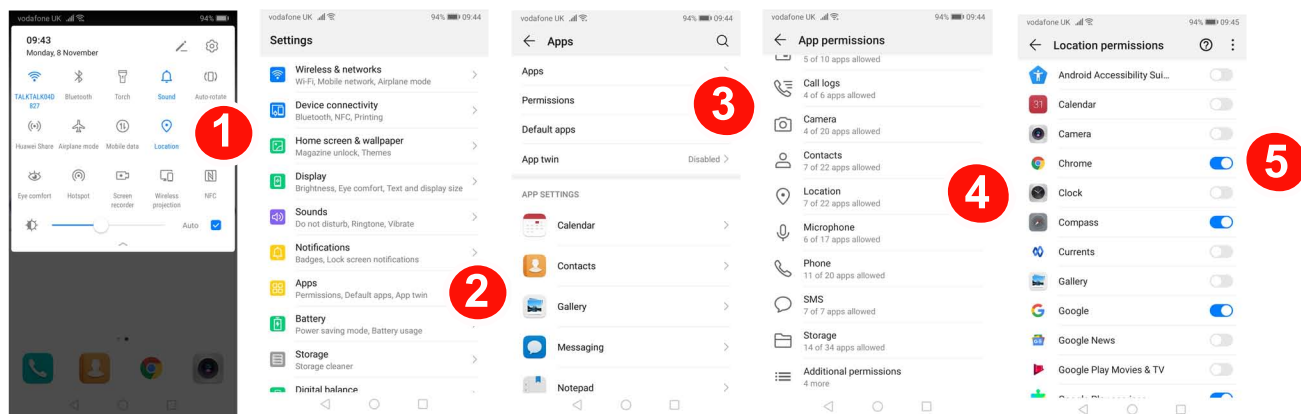
2. **Open Settings and find Location**

3. **Permission Manager**

4. **Location**

5. **Select your Browser App from the list of Apps and turn on permission.**

Please follow the instructions below for Android Version 9



1. **SWIPE DOWN** on your home screen, there is an icon that shows if Location is turned on - if not **TURN ON** by clicking on it...

Next you need to give location permissions for your Browser

2. **Open Settings and find Apps**

3. **Permissions**

4. **Location**

5. **Select your Browser App from the list of Apps and turn on permission.**

Depending on which Android phone you have, this process might be slightly different, you can check your mobile device is set up correctly by trying our sample hunt at https://www.huntfun.co.uk/CorporateGPS/get_geo_location2.html